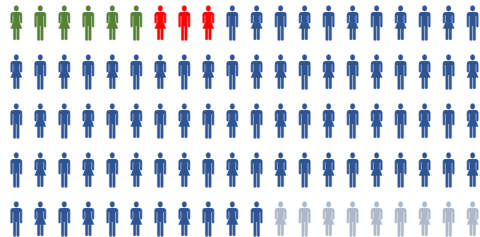
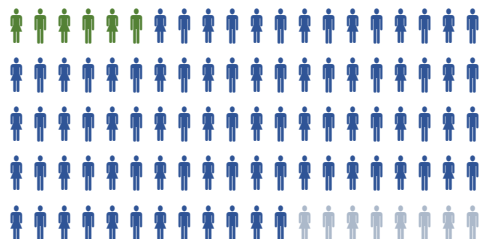


# 100 people in MLHD



## Country of birth

6 are from non-English speaking countries  
 3 are from other English speaking countries  
 82 are born in Australia  
 9 didn't say



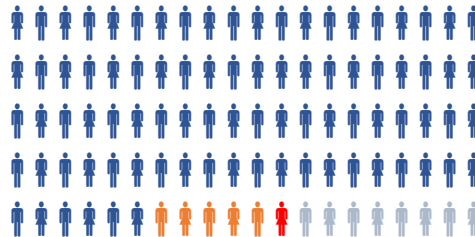
## Need assistance

6 needed assistance with core activities  
 86 did not need assistance  
 8 didn't say



## Age group

20 are aged 0 to 14  
 12 are aged 15 to 24 years  
 22 are aged 25 to 44 years  
 26 are aged 45 to 64 years  
 20 are aged 65+ years



## English spoken

86 speak only English  
 5 speak another language and English very well  
 1 speaks another language and English not well or not at all  
 8 didn't say



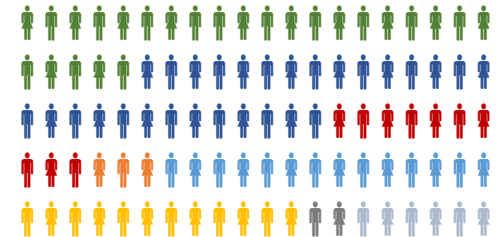
## Unpaid care

12 provided unpaid care  
 76 did not  
 12 didn't say



## Indigenous status

5 are Aboriginal or Torres Strait islander people  
 88 are not  
 7 didn't say



## Households

25 are couples with children  
 28 are couples without children  
 10 are one parent families  
 3 are group households  
 14 are lone person households younger than 65yrs  
 12 are lone persons aged 65+ years  
 2 are visitors only - 6 not classifiable

Source: Australian Bureau of Statistics 2016 Census of Population and Housing [www.abs.gov.au](http://www.abs.gov.au)  
 Produced by: Epidemiology, MLHD Public Health Unit (Oct 2017)  
 based on AIHW [Australia as 100 people](#)